

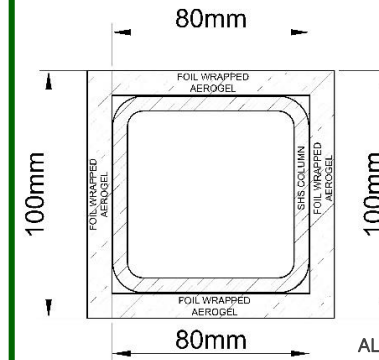
INSULATING STEEL POSTS WITH AEROGEL

APPLICATION

1. Cut foiled aerogel to size making sure two pieces are wider by 20mm ensure full coverage.
2. Using spray glue provided spray the steel and then the aerogel, Wait until tacky (1-2min) then place Aerogel onto steel.
3. Using tape provided or similar tape horizontally around posts at 400-600mm centres.
4. Then tape the 4 vertical edges making sure there are no gaps in the insulation layer.
5. New window or doors can be butted up against the aerogel and fixed as recommended.

COMPONENT LIST

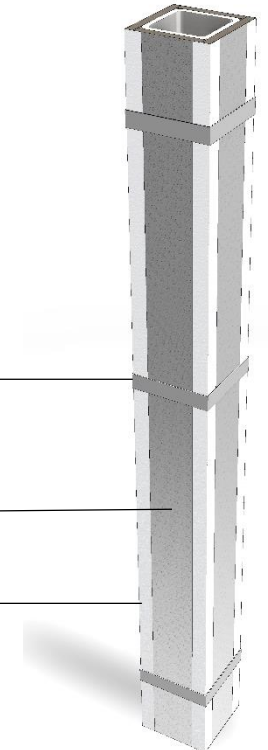

1. 10mm Foil Faced Aerogel Blanket (m²)
2. 500ml Sanglier Aerosol Spray Adhesive.
3. 25m Alpha Flex Tape optional equal or approved tape can be used but crucial it is high grab.



ALPHA FLEX OR
SIMILAR

FOIL FACED OUT

ALPHA FLEX OR
SIMILAR



ADDRESS

16 Milltown Industrial Estate
Upper Dromore Road
Warrenpoint
Co Down
BT34 3PN

TELEPHONE

+44 (0)28 4177 3314

EMAIL

info@enviroformsolutions.com

